



Variable-switching Regulated DC Power Supplies PAM Series

Constant voltage/constant current

2 kW, 40 V-50 A, 80 V-25 A, 160 V-12 A, 320 V-6 A

4kW, 40 V-100 A, 80 V-50 A, 160 V-25 A, 320 V-12 A

Large-capacity, high-quality regulated DC power supplies
that provide superior cost performance

High Quality and High Cost Performance

PAM Series feature a variable switching regulated type with large capacity.

Outstanding cost performance

Four-digit display

Large control knob

Three-point memory

Digital communication

GPIB compatible

The PAM Series consists of large-capacity, variable-switching DC power supplies based on the seemingly incompatible design concepts of high quality and good cost performance. This series offers large-capacity power devices to limit temperature rise, minimizing temperature dependence and improving reliability. Models in this series also offer a TP-BUS-based digital communication function and can be configured for a power supply system of up to 434 channels in combination with power supply controllers in the PIA4800 Series. The PAM Series products are suitable for power sources such as burn-in and aging equipment.

Attractive new design

The dynamic new color scheme of the PAM Series features a gray-white base with a front louver in vibrant blue. Models in this series are controlled with a large control knob and feature a high-brightness four-digit display and feature a three-point memory function that allows you to pre-store output settings (voltages and current values). The end result is improved operability and visibility.

Front air-intake method

Models in this series do not require radiation space at the upper and lower parts of the main body, allowing greater installation density when installing into a rack. They also incorporate air filters in the louver to protect interiors against dust, a common problem with forced-air cooling.

Handling margin testing with capacity to spare

As DC-DC converters, batteries, automobile electrical components, and motor-operated tools have shifted to high voltage or large capacity formats, the voltage ranges required for margin testing have changed. To meet these changing needs, the PAM Series provides a rated output voltage range of 40 V, 80 V, 160 V and 320 V. This allows the PAM Series to handle tests at 150% of 24 V (36 V) or at 150% of 48 V (72 V) with capacity to spare.

External analog control functions

- Constant-voltage/constant-current output control function
Output control based on external voltage (0 to 10 V)
Output control based on external resistance (0 to 10 k Ω)
- Output ON/OFF control function
External contact-based output ON/OFF control

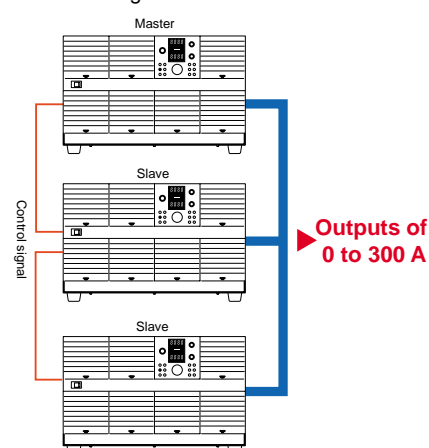
Master-slave parallel operation

The PAM Series 4kW model (with a parallel operation option) supports master-slave parallel (expanded current) operation. Up to three units of the model (with a rated output capacity of 12 kW) can be connected.

* Master-slave parallel operation is possible only for 4kW models with the same rated output voltage/current.

Note: It cannot be connected for the Series Operation.

● Connecting three PAM40-100 units



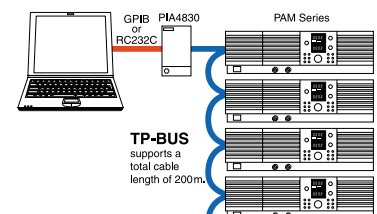
Analog read-back function

- Monitor output (voltage output: 0 to approx. 10 V)
Output voltage monitoring
Output current monitoring
- Status signal output (open collector active Low)
CV action
CC action
Alarm

Digital communications function

The PAM Series (with the TP-BUS interface installed) supports a digital remote control read-back function. This TP-BUS (Twist Pair Bus) allows a single power supply controller (PIA4830) to control up to 31 PAM Series power supplies. It also allows a control signal cable to be laid over a total distance of 200 m.

● Computer-based control using TP-BUS



*Note: To connect the PAM Series as shown above, the TP-BUS interface must be installed in the power supply.

● Computer-based control using GPIB



*Note: To connect the PAM Series as shown above, a GPIB interface must be installed in the power supply.

DC POWER SUPPLY PAM SERIES



Specifications

Model	Output		Constant Voltage				Constant Current			Input current	Weight
	CV	CC	Ripple	Source effect	Load variations	Transient response	Ripple	Source effect	Load effect	AC(100/200V)	(Approx.)
	V	A	mV rms or less	mV or less	mV or less	ms (typical value)	mV rms or less	mA or less	mA or less	A	kg
PAM40-50	0 to 40	0 to 50	30	25	50	2	150	60	110	48 / 26	18
PAM40-100	0 to 40	0 to 100	50	25	50	2	300	120	220	- / 48	30
PAM80-25	0 to 80	0 to 25	40	45	90	2	100	35	60	48 / 26	18
PAM80-50	0 to 80	0 to 50	60	45	90	2	200	70	120	- / 48	30
PAM160-12	0 to 160	0 to 12	80	85	170	2	50	22	34	48 / 26	18
PAM160-25	0 to 160	0 to 25	120	85	170	2	100	45	70	- / 48	30
PAM320-6	0 to 320	0 to 6	150	165	330	2	30	16	22	48 / 26	18
PAM320-12	0 to 320	0 to 12	220	165	330	2	60	32	44	- / 48	30

Common Specifications

Input voltage 2kW: 90 to 132 V AC (100 V) or 180 to 250 V AC (200 V), single phase Selectable with switch

4kW:180 to 250V AC (200 V)
Frequency: 50 or 60 Hz

Temperature coefficient... Constant-voltage output: 100 ppm/°C (typical value)
Constant-current output: 200 ppm/°C (typical value)

Rise time 100 ms or less at no-load

(constant voltage) 100 ms or less at full load

Fall time 2000 ms or less at no-load

(constant voltage) 100 ms or less at full load (40V, 80V type model)
200 ms or less at full load (160V, 320V type model)

Indication Meters Display : Four-digit green LED display Measurement accuracy: 0.1% of rdg \pm 2 digits or less
Voltmeter (23 \pm 5°C) Setting resolution: 10 mV (40V, 80V model)
100 mV (160V, 320V model)

Ammeter (23 \pm 5°C) Display : Four-digit green LED display Measurement accuracy: 0.5% of rdg \pm 2 digits or less
Setting resolution:
10 mA(the models except the following)
1 mA (PAM320-6)
100 mA (PAM40-100)

Protective circuits ●Overvoltage protection
Voltage setting range: 20% to 110% of rated output voltage

●Overheat protection: Activated by elevated internal temperatures

●Others: Input voltage error, sensing error, internal unit failure

Environmental conditions ... ●Ambient temperature range for operation: 0 to 50°C

●Ambient humidity range for operation: 20 to 80% RH

●Storage temperature range: -10 to 60°C

●Storage humidity range: 10 to 90% RH

Cooling system Fan-based forced-air cooling, front air-intake method

Voltage to ground \pm 250 V: PAM40-50 / 40-100 / 80-25 / 80-50

\pm 500 V: PAM160-12 / 160-25 / 320-6 / 320-12

External dimensions ... 2kW (MAX): 429.5W X 128(150)H X 548(665)Dmm

4kW (MAX): 429.5W X 262(285)H X 548(665)Dmm

Accessories Operation Manual, power cord (approx. 3 m long, with a crimp terminal at one side), cable clammer, chassis connecting cable

Unless otherwise specified, the specifications of the unit are based on the following conditions.

- The load is a pure resistance.
- The remote sensing function is not used.
- The output terminal is not connected to the chassis terminal.
- The unit should be used after 30 minutes warming-up time.

Standard value do not guarantee performance. They should be referred to as target values only.

The auxiliary output terminal may not meet the specifications.

PAM 2kW Models

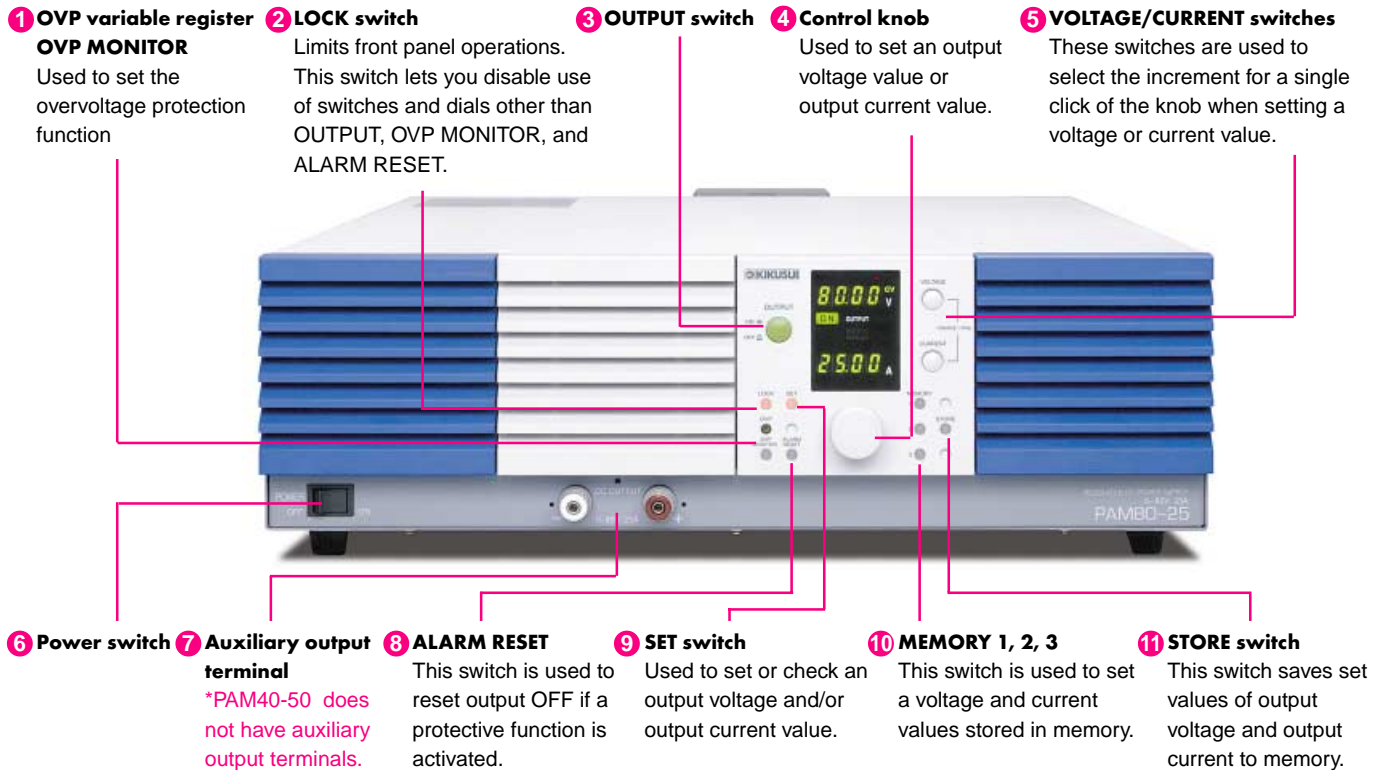
PAM40-50 (0 to 40V/0 to 50A)

PAM80-25 (0 to 80V/0 to 25A)

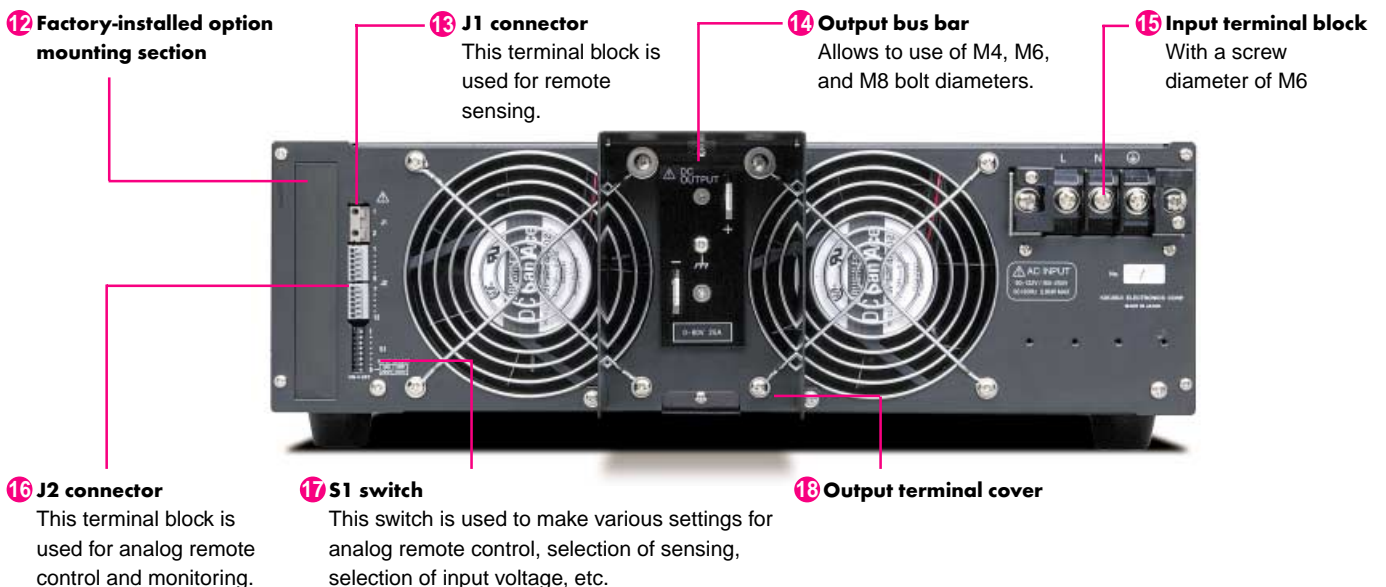
PAM160-12 (0 to 160V/0 to 12A)

PAM320-6 (0 to 320V/0 to 6A)

Front View



Rear View



PAM 4kW Models

PAM40-100 (0 to 40V/0 to 100A)

PAM80-50 (0 to 80V/0 to 50A)

PAM160-25 (0 to 160V/0 to 25A)

PAM320-12 (0 to 320V/0 to 12A)

Front View



Rear View



Ordering Information

PAM Series 2kW model

PAM40-50 (0 to 40V / 0 to 50A)
 PAM80-25 (0 to 80V / 0 to 25A)
 PAM160-12 (0 to 160V / 0 to 12A)
 PAM320-6 (0 to 320V / 0 to 6A)

PAM Series 4kW model

PAM40-100 (0 to 40V / 0 to 100A)
 PAM80-50 (0 to 80V / 0 to 50A)
 PAM160-25 (0 to 160V / 0 to 25A)
 PAM320-12 (0 to 320V / 0 to 12A)

Options * Specify factory options, if any, in your purchase order.

TP-BUS interface (factory option)
 GPIB interface (factory option)
 Parallel operation option (factory option)
 Power supply controller PIA4830


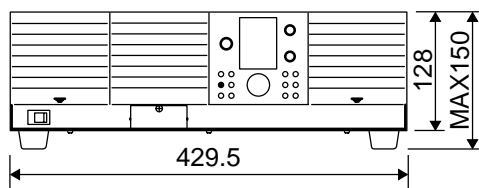
Rack mount bracket for 2kW model (JIS) **KRB150-TOS**
 Rack mount bracket for 2kW model (EIA) **KRB3-TOS**
 Rack mount bracket for 4kW model (JIS) **KRB300-PAM**
 Rack mount bracket for 4kW model (EIA) **KRB6-PAM**

[Note for options]

- To control the PAM Series using the PIA4830 power supply controller, the power supply must have a TP-BUS interface.
- Both a TP-BUS interface and a GPIB interface cannot be used at the same time. Use one or the other. Note, however, that either an TP-BUS interface or GPIB interface can be installed with the parallel operation option.
- The parallel operation option is available only for 4kW models with the same rated output voltage/current. To use the parallel operation option, install it on all units to be connected.

External Dimensions

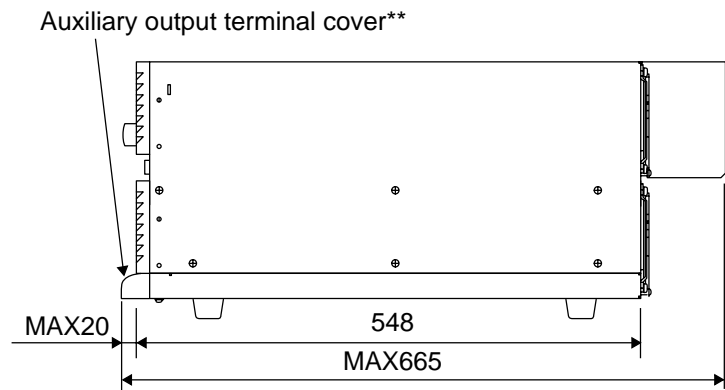
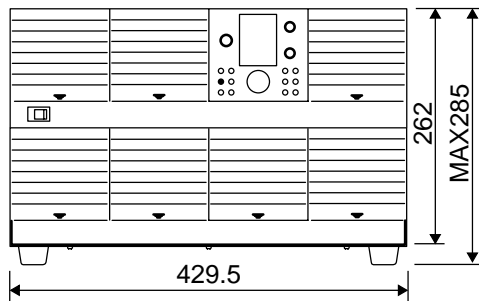
[PAM Series 2kW model]



Unit: mm

* PAM40-50 does not have auxiliary output terminals.

[PAM Series 4kW model]



Unit: mm

* PAM40-100 and PAM80-50 do not have auxiliary output terminals.



KIKUSUI ELECTRONICS CORP.

1-1-3, HIGASHIAMATA, TSUZUKI-KU, YOKOHAMA, 224-0023, JAPAN
 TEL: (045)593-7570, Fax: (045)593-7571
 Internet: <http://www.kikusui.co.jp/>

● Distributor:

■ All products contained in this catalogue are equipment and devices that are premised on use under the supervision of qualified personnel, and are not designed or produced for home-use or use by general consumers. ■ Specifications, design and so forth are subject to change without prior notice to improve the quality. ■ Product names and prices are subject to change and production may be discontinued when necessary. ■ Product names, company names and brand names contained in this catalogue represent the respective registered trade name or trade mark. ■ Colors, textures and so forth of photographs shown in this catalogue may differ from actual products due to a limited fidelity in printing. ■ Although every effort has been made to provide the information as accurate as possible for this catalogue, certain details have unavoidably been omitted due to limitations in space. ■ If you find any misprints or errors in this catalogue, it would be appreciated if you would inform us. ■ Please contact our distributors to confirm specifications, price, accessories or anything that may be unclear when placing an order or concluding a purchasing agreement.